

MARIO BROS MONEYBY



Play money for games,
prizes, counting, and more!

6 different dollars

MARIO BROS MONEY

 <p>ONE DOLLAR</p> <p>1</p> <p>YOSHI</p>
 <p>FIVE DOLLARS</p> <p>5</p> <p>KOOPA</p>
 <p>TEN DOLLARS</p> <p>10</p> <p>BOWSER</p>
 <p>TWENTY DOLLARS</p> <p>20</p> <p>LUIGI</p>
 <p>FIFTY DOLLARS</p> <p>50</p> <p>PEACH</p>
 <p>ONE HUNDRED</p> <p>100</p> <p>MARIO</p> <p>DOLLARS</p> <p>100</p>

Check out our other sets of fun money



How you can use themed fun play money with your kids

Reward System - You can give students fun money for good behavior, winning a game, or doing a great job on an activity.

Market Day - When the students have collected a certain amount of dollars they can exchange them for an individual or class prize.

Games - Use the play money in a game. Replace monopoly money with a different set of play money.

However you choose to use this set of themed play fun money, your students will enjoy collecting, paying, saving, counting and even trading these fun dollars in class. Hope these ideas and resources are valuable and can be a good way to manage your classes. Enjoy!

Items that I usually have for “sale” on “Market Day”



\$10
DOLLARS




\$20
DOLLARS






\$50
DOLLARS



\$100
DOLLARS















FUN PLAY MONEY



Check out more fun money and teaching ideas on our websites!