


Basic Rules for Bingo



OCEAN



OCEAN Bingo Board




The rules for basic bingo and matching games are pretty simple:

- 1) Give each student a different "bingo" board.
- 2) Teacher or game leader will select a random letter card from the top of the board as well as a vocabulary card.
- 3) Student will cover the vocabulary item if it falls under the letter that was called.
- 4) First student to get 5 or 3 in a row wins! They can be vertical, diagonal, or horizontal rows. This can also be modified to see which student can cover their entire board first. The student should call out the word at the top of the board to let everyone know they are finished.













There are variations on how the game can be played. Students can match the word cards to the image cards on the board or use another method to cover the squares on the board that are called. You could also print out a double set of each vocabulary image and turn them facedown, turning it into a memory game for the students to try and find each pair. Feel free to make up your own rules to this bingo / matching set of activities. Let us know what the students think of the game and how it worked in your classroom.

BINGO BOARD AND MATCHING GAME




OCEAN




S	E	A
		
		
		



Bingo Board





OCEAN




S

E


A



Bingo Board





OCEAN




S

E

A



Bingo Board




OCEAN




S

E


A



Bingo Board





OCEAN



S

E


A



Bingo Board




OCEAN




S

E

A



Bingo Board




OCEAN




S

E


A



Bingo Board





OCEAN




S

E

A



Bingo Board





OCEAN




S

E

A



Bingo Board



OCEAN



S	E	A

10,000 Resources and Growing!



Thank you for checking us out here at ESLKIDZ. We are a passionate group of kindergarten and elementary school teachers that love making new resources to use in our lessons and want to share them with others. Creating useful activities for young learners since 2008, we have been successfully providing teachers, parents, and students with valuable materials to help assist in the classroom and at home. For more information about who we are and what we provide check out some of our creations below.

Worksheets and Activity Packs




Themed activity packs and sets with anywhere from 12 to 80 pages of fun for the whole class. The activities include reading, writing, vocabulary, cutting, coloring, gluing, math, games, and customizable templates to create your own activities. These are perfect for holidays, seasons, and basic concepts such as travel and school. These also work well as supplementary material for your own lessons and homework.



Games and Fun



These games are perfect for any occasion and can be printed out and laminated for continued use with your learners. These games include learning vocabulary such as themed bingo and word / picture matching. There are also board style games that can be customized to meet your learning objectives in class. Download our free template board game [here](#).



Flashcards and Fun Money



Large and small themed flashcard sets available to use in class to help students learn and identify vocabulary as well as word and letter recognition. These are best if printed out and laminated for use over and over again. Also, we have over 50 themed sets of [fun play money](#) you can print out and use in class as part of an activity or as a reward system.



Clipart and Images



Check out some great clip art here. We have **robots, cats, cameras, phones, crayons**, and more. It's all free. We just ask that if you use it on your own products, give us some credit. Just say clipart is made by eslkidz. Thanks.

ESL KIDZ Copyright © 2015. All rights reserved.

www.eslkidz.com

